

First Time Registration for Credit/Prepaid Card

First Time Registration for Credit/Prepaid Card

**Step
1**

Mobile Phone Number Registration

**Step
2**

Internet Banking Account Activation

First Time Registration for Credit/Prepaid Card

- *Mobile Phone Number Registration*

Pre-requisite: Your mobile number for the credit / prepaid card must be registered at any Alliance Bank branch.

If you have not registered your mobile number, please proceed to your nearest Alliance Bank branch or call Contact Centre at 03-5516 9988.



First Time Registration for Credit/Prepaid Card

**Step
1**

Mobile Phone Number Registration

**Step
2**

Internet Banking Account Activation



First Time Registration for Credit/Prepaid Card

- *Internet Banking Account Activation (1 of 6)*


- ❑ On www.allianceonline.com.my, click on “First Time Registration”.

Welcome to **allianceonline**

Username


 **Registration & Login** 


- ❑ [First Time Registration](#)
- ❑ [How to Register?](#)
- ❑ [Forgot Username / Password](#)

 **Other Links**


- ❑ [View e-Rates](#)

Need assistance?

 Call us at **03-5516 9988**
or send us an **email**

 **Security Alert**

- ❑ **ALWAYS** verify your allianceonline Secure Phrase before you login!
- ❑ **NEVER** respond to any phone call / SMS / e-mail requesting your bank account details.
- ❑ **NEVER** reveal your bank account details / ATM PIN / internet banking password to anyone.
- ❑ **NEVER** follow instruction from any unknown party to do banking transactions or make changes to your bank account details.
- ❑ **NEVER** be a victim of schemes that sound too good to be true.

 **Notices**

- ❑ [Schedule of IBG Funds Received by Beneficiary](#)
- ❑ [allianceonline e-Fixed Deposit / e-Investment Account](#)
- ❑ [allianceonline Alerts & Notifications](#)
- ❑ [DiGi Bill Payment](#)
- ❑ [Why Pay More?](#)

First Time Registration for Credit/Prepaid Card

- *Internet Banking Account Activation (2 of 6)*

- Choose Credit/Prepaid Card



First Time Registration

Step 1

Select Your Account Type

Step 2

Authenticate Your Account

Step 3

Authenticate Your Mobile Number

Step 4

Create Username and Password

Step 5

Complete Registration

Please select an option below that best describes you by clicking on the image.



I have an Alliance Bank
ATM / Debit Card



I have an Alliance Bank
Credit / Prepaid Card



I do not have any Alliance Bank cards.
I will register via Temporary ID.



First Time Registration for Credit/Prepaid Card

- **Internet Banking Account Activation (3 of 6)**

- Fill up credit/prepaid card number, credit limit, IC number and mobile number. Then click "Submit".

First Time Registration

Step 1 **Step 2** Step 3 Step 4 Step 5
Select Your Account Type > Authenticate Your Account > Authenticate Your Mobile Number > Create Username and Password > Complete Registration

You must have a Credit or Prepaid Card and mobile phone number registered with Alliance Bank. Please enter your Alliance Credit/Prepaid Card details, ID number and mobile phone number. For Credit Card, please check the Credit Limit from your monthly statement. For Prepaid Card, the Credit Limit is 0.

Credit / Prepaid Card Number	:	<input type="text" value="4404606504628007"/>
Credit Limit (RM)	:	<input type="text" value="135000"/>
IC No. / Passport No. / Military IC	:	<input type="text" value="660823223434"/>
Mobile No.	:	<input type="text" value="0192212558"/>



Pre-Requisites



You must have:

1. The 16-digit Credit / Prepaid Card number printed on the front of your card, the card details and IC number.
2. A mobile phone number that is already registered with Alliance Bank. You will receive a Temporary PIN (T-PIN) via SMS on this number. [How to register my mobile number?](#)

First Time Registration for Credit/Prepaid Card

- **Internet Banking Account Activation (4 of 6)**

- ❑ A unique temporary pin (TPIN) will be sent to the customer's mobile number. Then, enter received TPIN.



First Time Registration

Step 1 > Step 2 > **Step 3** > Step 4 > Step 5
Select Your Account Type > Authenticate Your Account > **Authenticate Your Mobile Number** > Create Username and Password > Complete Registration

Credit / Prepaid Card Number : 4404606504628007

T-PIN :

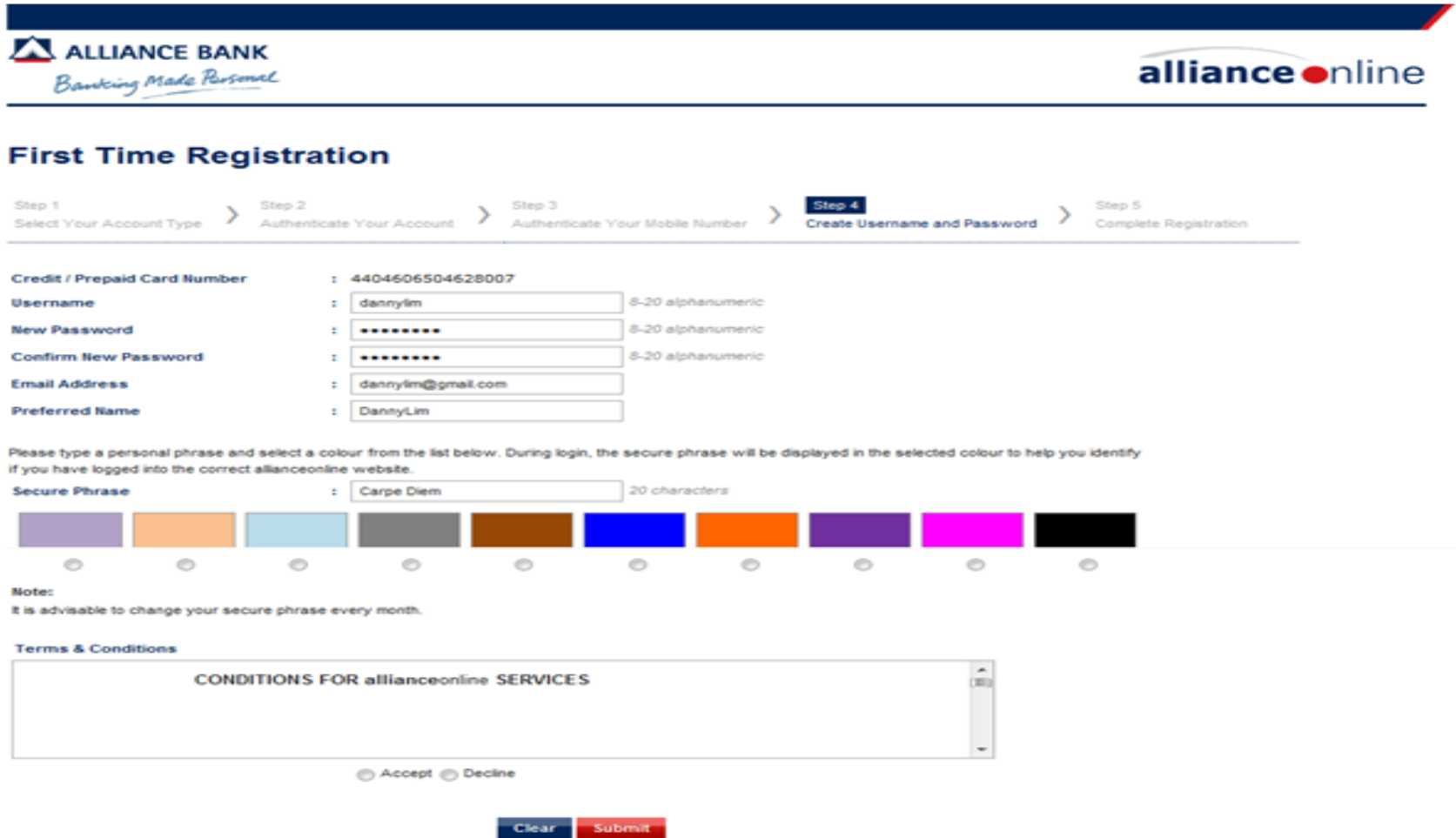
T-PIN has been sent to your registered mobile phone number +6019221XXXX.

([Click Here](#) if you have not received your T-PIN in 5 minutes)

First Time Registration for Credit/Prepaid Card

- *Internet Banking Account Activation (5 of 6)*

- Enter username, password, email address, preferred name and secure phrase, and accept the terms and conditions .



ALLIANCE BANK
Banking Made Personal

allianceonline

First Time Registration

Step 1 Select Your Account Type > Step 2 Authenticate Your Account > Step 3 Authenticate Your Mobile Number > **Step 4 Create Username and Password** > Step 5 Complete Registration

Credit / Prepaid Card Number : 4404606504628007

Username : 8-20 alphanumeric

New Password : 8-20 alphanumeric

Confirm New Password : 8-20 alphanumeric

Email Address :

Preferred Name :

Please type a personal phrase and select a colour from the list below. During login, the secure phrase will be displayed in the selected colour to help you identify if you have logged into the correct allianceonline website.

Secure Phrase : 20 characters

Note:
It is advisable to change your secure phrase every month.

Terms & Conditions

Accept Decline

First Time Registration for Credit/Prepaid Card

- *Internet Banking Account Activation (6 of 6)*

Registration complete.



First Time Registration Acknowledgement

Step 1 > Step 2 > Step 3 > Step 4 > **Step 5** >
Select Your Account Type > Authenticate Your Account > Authenticate Your Mobile Number > Create Username and Password > **Complete Registration** >

Congratulations! You have successfully registered for allianceonline.

Your Secure Phrase is : **Carpe Diem**

Note:

Please [CLICK HERE](#) to login now.