



ALLIANCE BANK

User Guide
For BizSmart
Smart Reminder
(via BizSmart® Mobile)





BizSmart® Smart Reminder

- 1 Setup a Smart Payment Reminder
- 2 Setup a Smart Approval Reminder
- 3 Smart Reminder Management
- 4 Smart Reminder Notifications
- 5 Maker and Authoriser's view





BizSmart® Smart Reminder function:

1

Payment Maker can setup payment reminder and payment approval reminder

2

Applicable to transactions performed via BizSmart® Mobile only

Smart Reminder is available for these payments:

- | | |
|---|---|
| <ul style="list-style-type: none">• Pay to Alliance, Other Bank's Account (IBG)• Other Bank's Account (RENTAS)• DuitNow Transfer (accounts & DuitNow ID)• JomPAY (Pay Bills)• Payroll (Salary/Claims)• KWSP (Contribution)• LHDN (Contribution) | <ul style="list-style-type: none">• SOCSO (Contribution)• SOCSO EIS (Contribution)• eBA (Trade Application)• eTR (Trade Application)• ePN (Trade Application)• eLC (Trade Application)• eBG (Trade Application) |
|---|---|





Setup a Smart Payment Reminder [1/2]

OTHER PAYMENT DETAILS (OPTIONAL)

Active Account

PAYMENT DATE
14/04/2023

MORE OPTIONS ?

Mark as priority

Notify me when payment is processed (Optional)

Notify me for failed/returned payment (Optional)

Smart Payment Reminder (Optional)

Smart Approval Reminder (Optional)

I agree to the Terms & Conditions

Continue

1 Perform a supported payment type then tick at **Smart Payment Reminder**

Notify me for failed/returned payment (Optional)

Smart Payment Reminder (Optional)

REMINDER TYPE
Self

START DATE
DD/MM/YYYY

Start Date is required.

END DATE
DD/MM/YYYY

End Date is required.

REMINDER FREQUENCY
Daily

DESCRIPTIONS (OPTIONAL)
Type here

Smart Approval Reminder (Optional)

2 Click at **Reminder Start Date**

START DATE
DD/MM/YYYY

April 2023

Sun	Mon	Tue	Wed	Thu	Fri	Sat
26	27	28	29	30	31	1
2	3	4	5	6	7	8
9	10	11	12	13	14	15
16	17	18	19	20	21	22
23	24	25	26	27	28	29
30	1	2	3	4	5	6

3 Select **Reminder Start Date**

Notify me for failed/returned payment (Optional)

Smart Payment Reminder (Optional)

REMINDER TYPE
Self

START DATE
DD/MM/YYYY

Start Date is required.

END DATE
DD/MM/YYYY

End Date is required.

REMINDER FREQUENCY
Daily

DESCRIPTIONS (OPTIONAL)
Type here

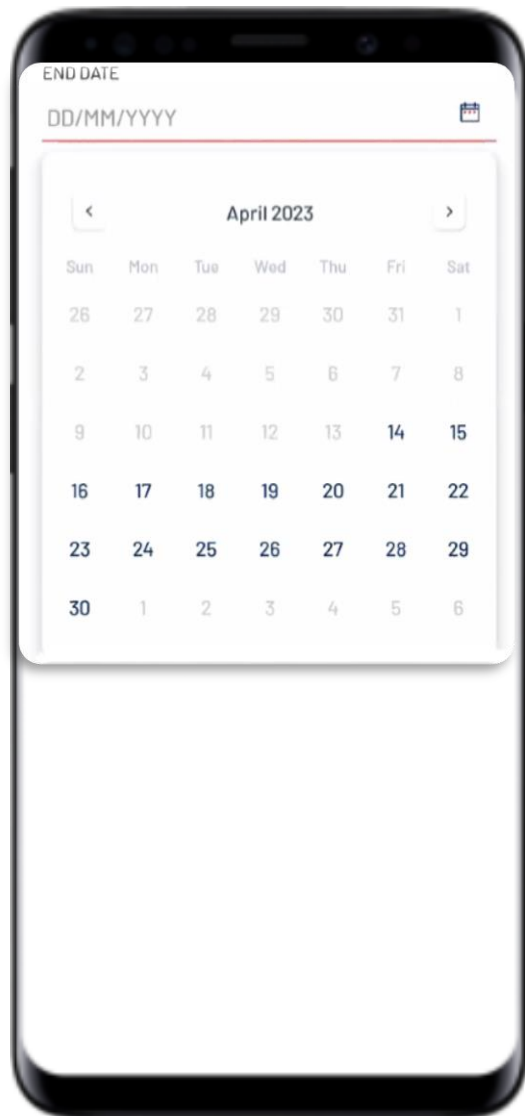
Smart Approval Reminder (Optional)

4 Click **Reminder End Date**

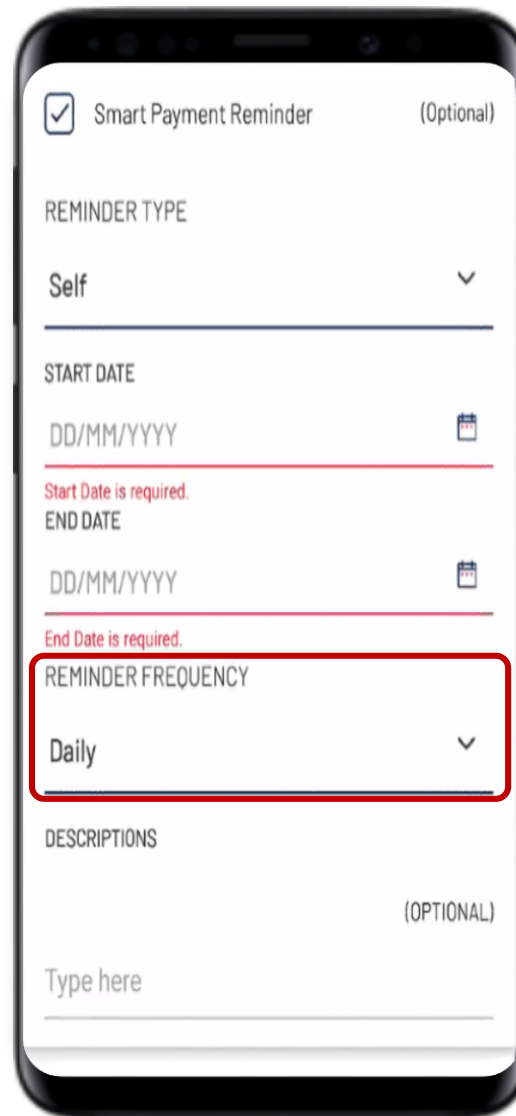




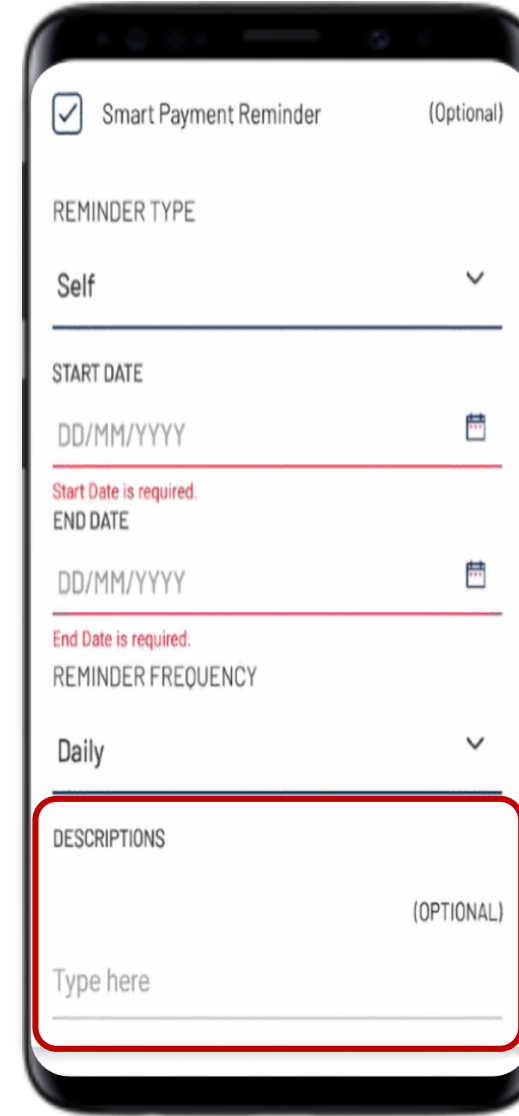
Setup a Smart Payment Reminder [2/2]



5 Select **Reminder End Date**



6 Select **Reminder Frequency** from the drop down button



7 Input **Descriptions**, if applicable (max. 40 Alphanumeric and special characters)



Setup a Smart Approval Reminder [1/2]

Smart Payment Reminder (Optional)

Smart Approval Reminder (Optional)

REMINDER TYPE

All Authorizers

START DATE

DD/MM/YYYY

Start Date is required.

END DATE

DD/MM/YYYY

End Date is required.

REMINDER FREQUENCY

Daily

DESCRIPTIONS (OPTIONAL)

Type here

[I agree to the Terms & Conditions](#)

Continue

1

Perform a supported payment type then **tick at Smart Approval Reminder**

REMINDER TYPE

Select

All Authorizers

Specific Authorizers

REMINDER TYPE

Specific Authorizers

FIRST AUTHORIZER

Select

norzalma1

checker100

helicfo2

syafiqahcfo1

2

Select **Reminder Type**. Select Authorizer ID if you only want Specific Authorizers to receive reminder

Smart Payment Reminder (Optional)

Smart Approval Reminder (Optional)

REMINDER TYPE

All Authorizers

START DATE

DD/MM/YYYY

Start Date is required.

END DATE

DD/MM/YYYY

End Date is required.

REMINDER FREQUENCY

Daily

DESCRIPTIONS (OPTIONAL)

Type here

[I agree to the Terms & Conditions](#)

Continue

3

Click at **Reminder Start Date**

START DATE

DD/MM/YYYY

April 2023

Sun	Mon	Tue	Wed	Thu	Fri	Sat
26	27	28	29	30	31	1
2	3	4	5	6	7	8
9	10	11	12	13	14	15
16	17	18	19	20	21	22
23	24	25	26	27	28	29
30	1	2	3	4	5	6

4

Select **Reminder Start Date**





Setup a Smart Approval Reminder [2/2]

Smart Payment Reminder (Optional)

Smart Approval Reminder (Optional)

REMINDER TYPE
All Authorizers

START DATE
DD/MM/YYYY

Start Date is required.

END DATE
DD/MM/YYYY

End Date is required.

REMINDER FREQUENCY
Daily

DESCRIPTIONS (OPTIONAL)
Type here

I agree to the Terms & Conditions

Continue

5

Click at **Reminder End Date**

END DATE
DD/MM/YYYY

April 2023

Sun	Mon	Tue	Wed	Thu	Fri	Sat
26	27	28	29	30	31	1
2	3	4	5	6	7	8
9	10	11	12	13	14	15
16	17	18	19	20	21	22
23	24	25	26	27	28	29
30	1	2	3	4	5	6

6

Select **Reminder End Date**

Smart Payment Reminder (Optional)

Smart Approval Reminder (Optional)

REMINDER TYPE
All Authorizers

START DATE
DD/MM/YYYY

Start Date is required.

END DATE
DD/MM/YYYY

End Date is required.

REMINDER FREQUENCY
Daily

DESCRIPTIONS (OPTIONAL)
Type here

I agree to the Terms & Conditions

Continue

7

Select **Reminder Frequency** from the drop down button

Smart Payment Reminder (Optional)

Smart Approval Reminder (Optional)

REMINDER TYPE
All Authorizers

START DATE
DD/MM/YYYY

Start Date is required.

END DATE
DD/MM/YYYY

End Date is required.

REMINDER FREQUENCY
Daily

DESCRIPTIONS (OPTIONAL)
Type here

I agree to the Terms & Conditions

Continue

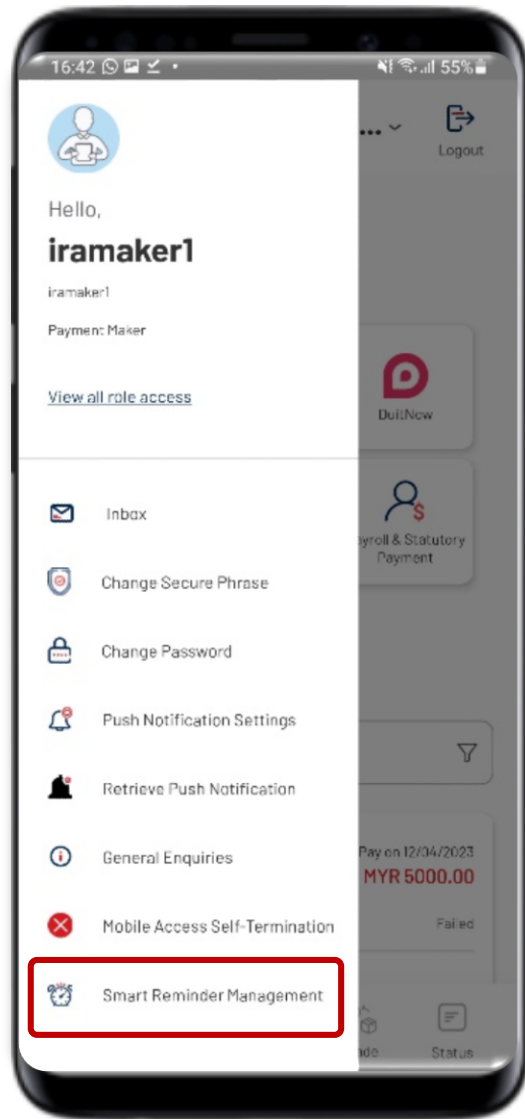
8

Input **Descriptions**, if applicable (max. 40 Alphanumeric & special characters)



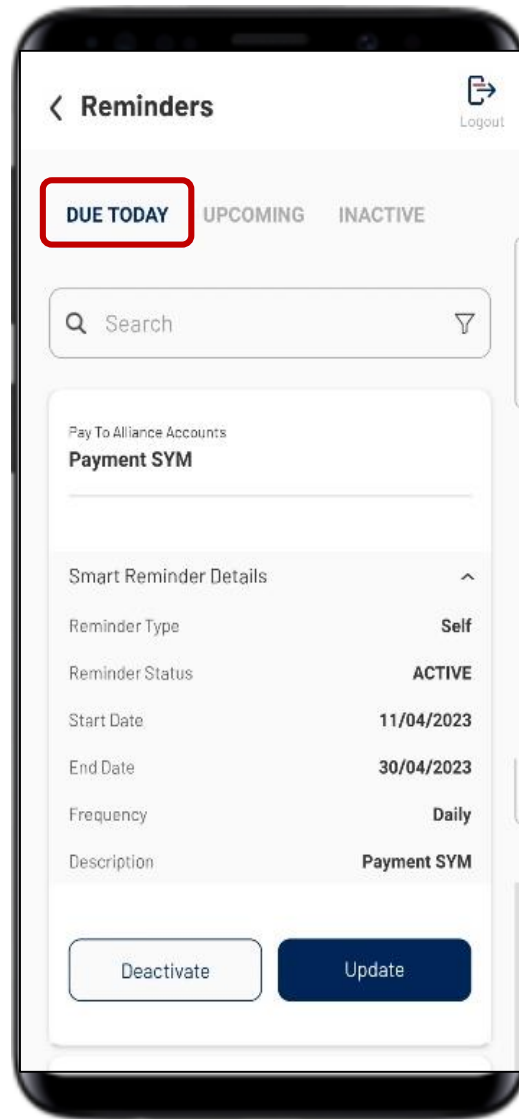


Smart Reminder Management



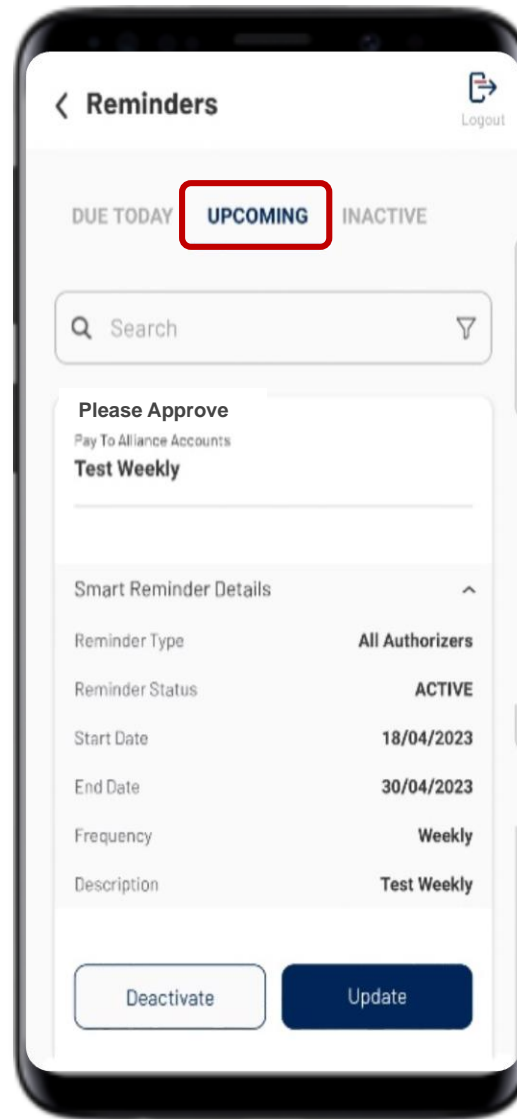
1

Select **Smart Reminder Management** from the side menu



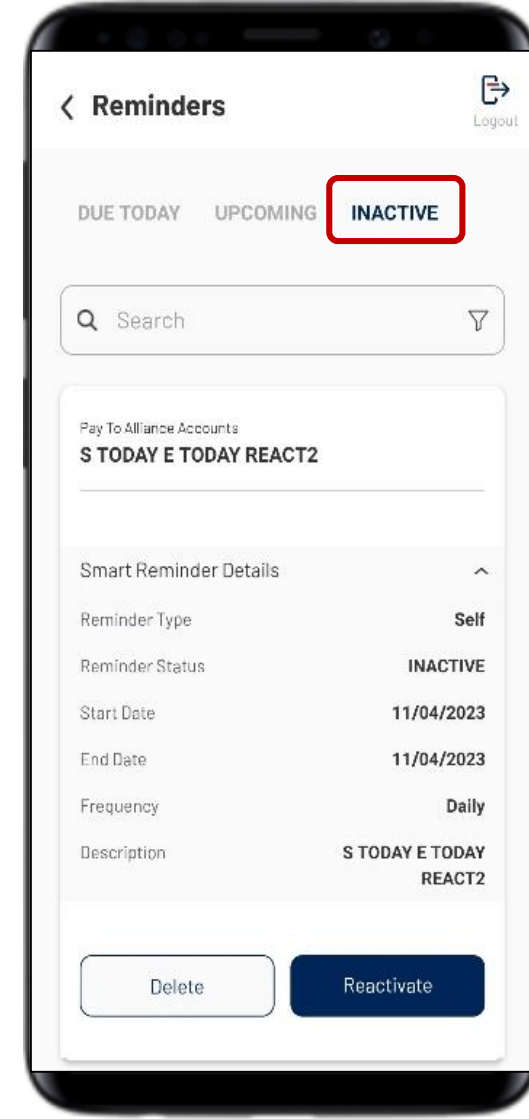
2

Select **Due Today** to view the reminder details



3

Select **Upcoming** to view the upcoming reminder details



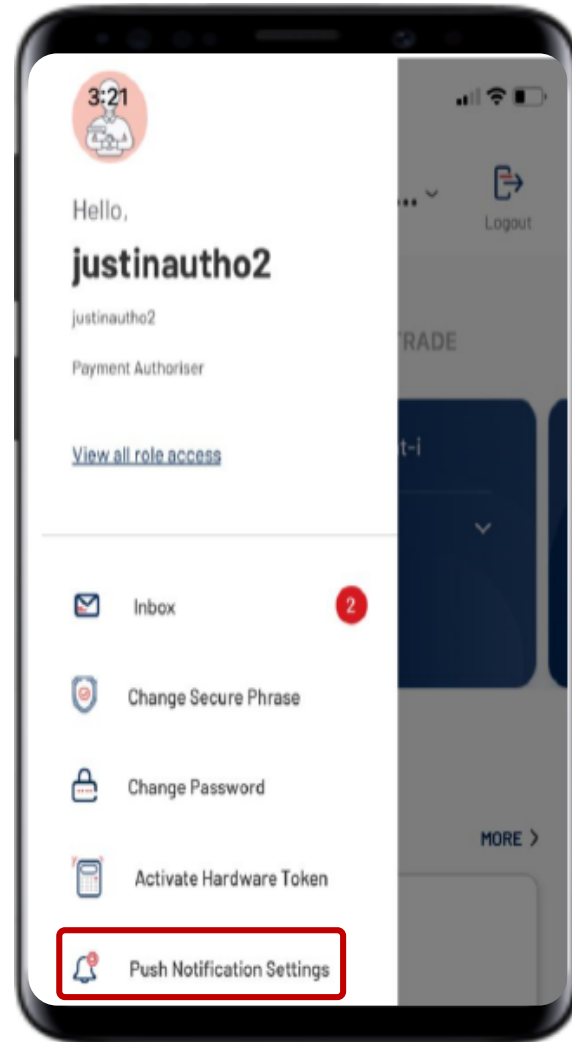
4

Click **Inactive** to view the expired reminder details

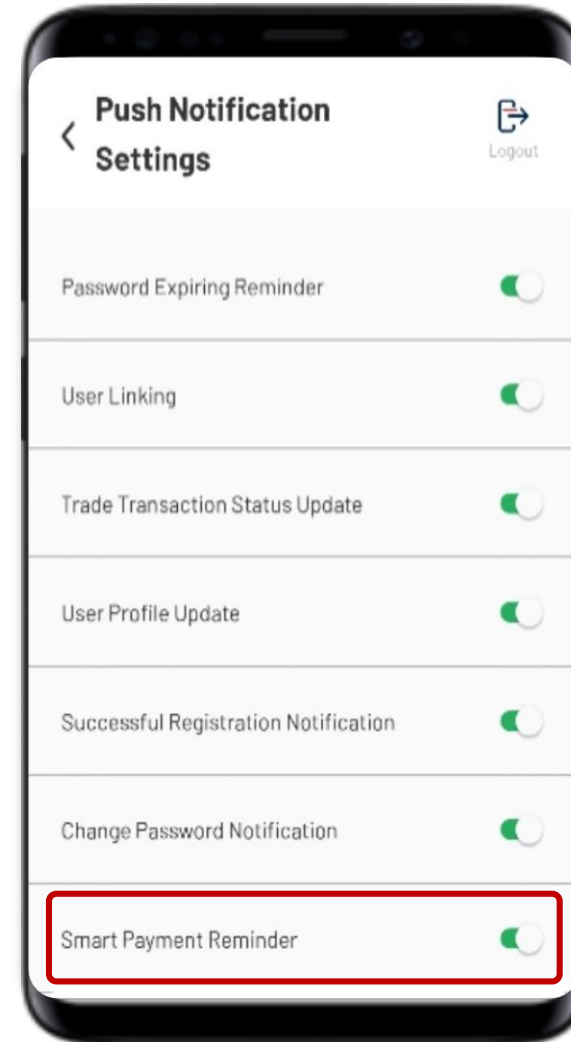




Smart Reminder Notifications



1 Select **Push Notification Settings** from the side menu

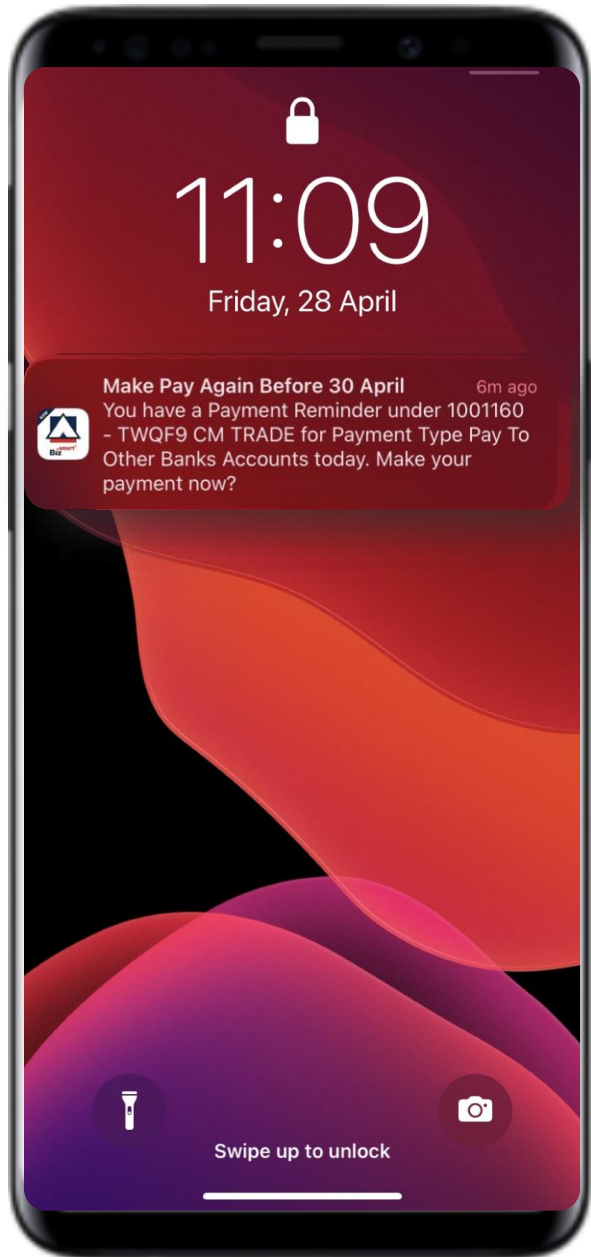


2 **Turn on** Smart Payment Reminder

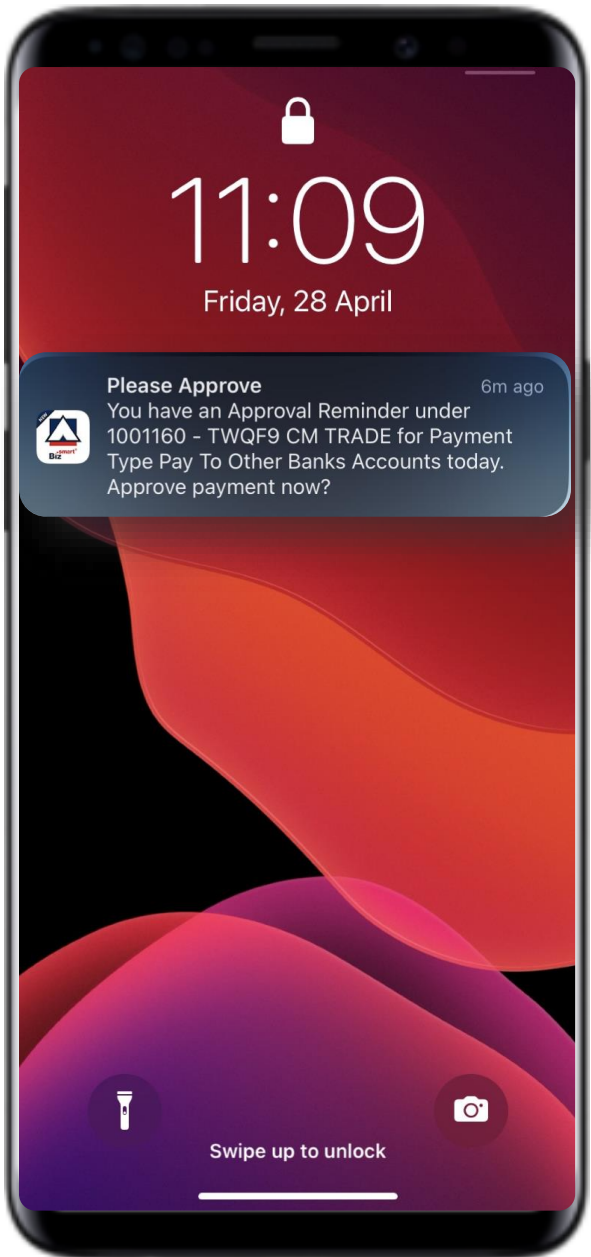




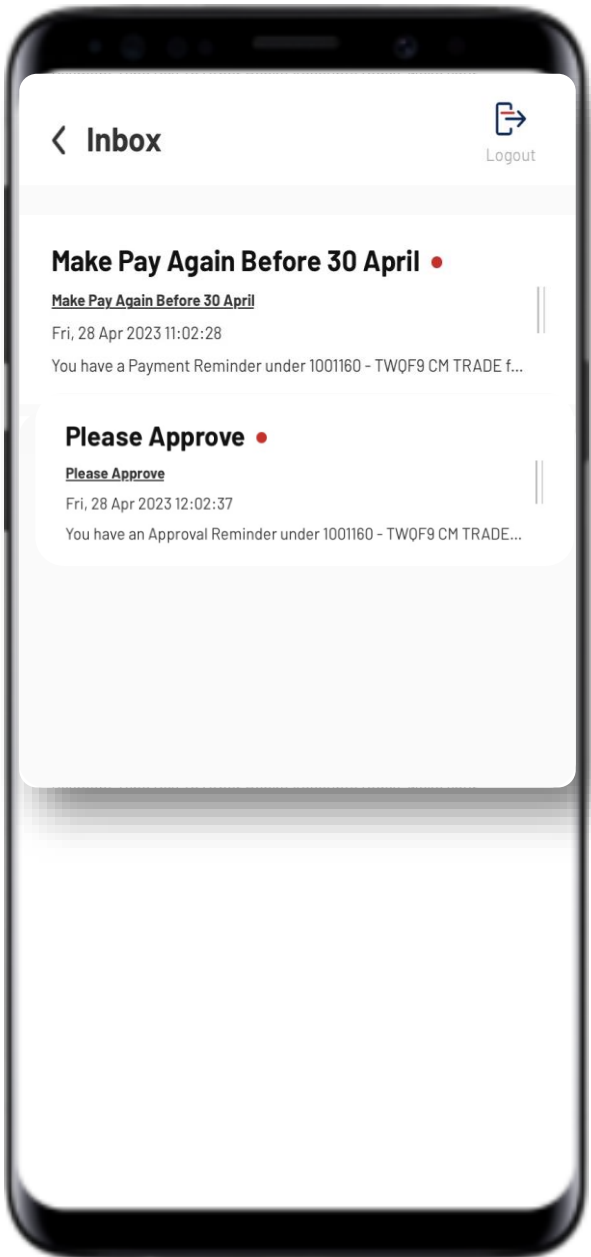
Maker and Authoriser's View



Sample Notification for Payment Maker



Sample Notification for Payment Authoriser



Sample Reminder in Inbox



ALLIANCE BANK
ALLIANCE ISLAMIC BANK